



# Recessed Round LED Panel Light



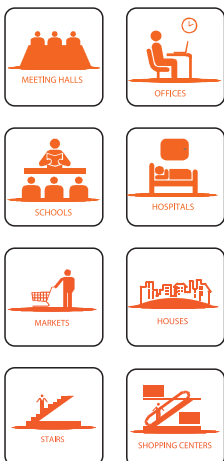
• Optional LED Chip Brands



• Standards




• Application



## PRODUCT PROFILE

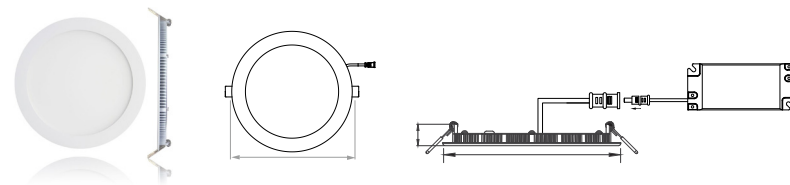
Order Code	Lumen	Power	Dimensions	Beam Angle	CRI
CST_RLPL 006105	600lm	6W	120/C105mm	120°	Ra≥80
CST_RLPL 009130	900lm	9W	145/C130mm	120°	Ra≥80
CST_RLPL 012155	1200lm	12W	170/C155mm	120°	Ra≥80
CST_RLPL 015175	1500lm	15W	190/C175mm	120°	Ra≥80
CST_RLPL 018205	1800lm	18W	220/C205mm	120°	Ra≥80
CST_RLPL 022220	2200lm	22W	240/C220mm	120°	Ra≥80



## Product Features

- + Using high lumen SMD light source high intensity aluminum shell,fast heating.
- + Using good reflectivity super thin, super bright LGP which make the lights more equally.
- + Low voltage and constant current driver, no glare the light is soft.
- + Launch in 0.01sec, no flashing, no noise, no radiation. Energy saving,and environmental.
- + This product can show high brightness, without seeing the lamp itself.
- + 80% energy saving in relation to halogen sources
- + Long operating life to optimise maintenance
- + Materials : Powder coating aluminum.

## Technical Drawing



## Photometric Data

